



Simplifying the pressure
care decision

*Simple and effective protection
for patients at all levels of risk.*

Rely on Repose



www.macmedhealthcare.com

.... 15 years of **clinical evidence**, 2.5 million patients, and still uniquely making a difference.

The substantial body of clinical evidence collected over many years demonstrates both the efficacy of the products and the savings that have been generated for healthcare organisations.

"The conclusions of the RCT demonstrated equal efficacy against the Nimbus System in the prevention of pressure ulcers within a cohort of very high risk, frail, elderly patients, and highlighted considerable cost savings (more than 50%)"¹

"Use of Repose demonstrated savings of £34,603 over dynamic systems, with prevalence dropping from 11% to 4%. And in a Repose heel protector study, incidence fell from 17% to 0%"²

"A multi-centre RCT concluded that Repose was more effective than dynamic overlay systems in the treatment of pressure ulcers"³

"Between 2001 and 2006, the use of dynamic systems reduced, and the use of Repose increased dramatically – the consequent spend on PAC devices fell from £300,000 to £62,000"⁴

"Statistically significant improvements in sleep duration, reduction in sleep disruption, self-reported pain and use of analgesia were reported over a 4 week period"⁵

"A visco-elastic foam mattress with a static air overlay (Repose) provided better prevention than a visco-elastic foam mattress alone (5.2% vs 22.2%)"⁶

"A significant improvement in the skin condition of the heels and comfort ($p < 0.0001$) with a high level of both staff and patient satisfaction"⁷

"A silent and unobtrusive system located at home allows the patient to sleep with their partner and provides major positive benefits to the patient's quality of life"⁸

"(Repose) Facilitates quicker discharge from hospital of patients at continued risk of pressure damage"⁹

"By introducing the static air mattress (Repose) instead of the much more expensive alternating mattresses the costs were reduced by more than 70%"¹⁰

"Using the (Repose) heel protector led to a significant reduction in the incidence of heel pressure ulceration from over 6% to 0%. A significant reduction in cost (70%) was also identified"¹¹

"Staff found the Repose Footprotectors simple to use and easy to wash and store. The patients found them comfortable to wear, and they successfully prevented pressure ulcer damage during this evaluation period"¹²

"The study demonstrated this range of pressure area care devices (Repose) were durable and represented value for money. The maximum period in use was 6 years, with an average of 4 patient cycles per product lifespan"¹³

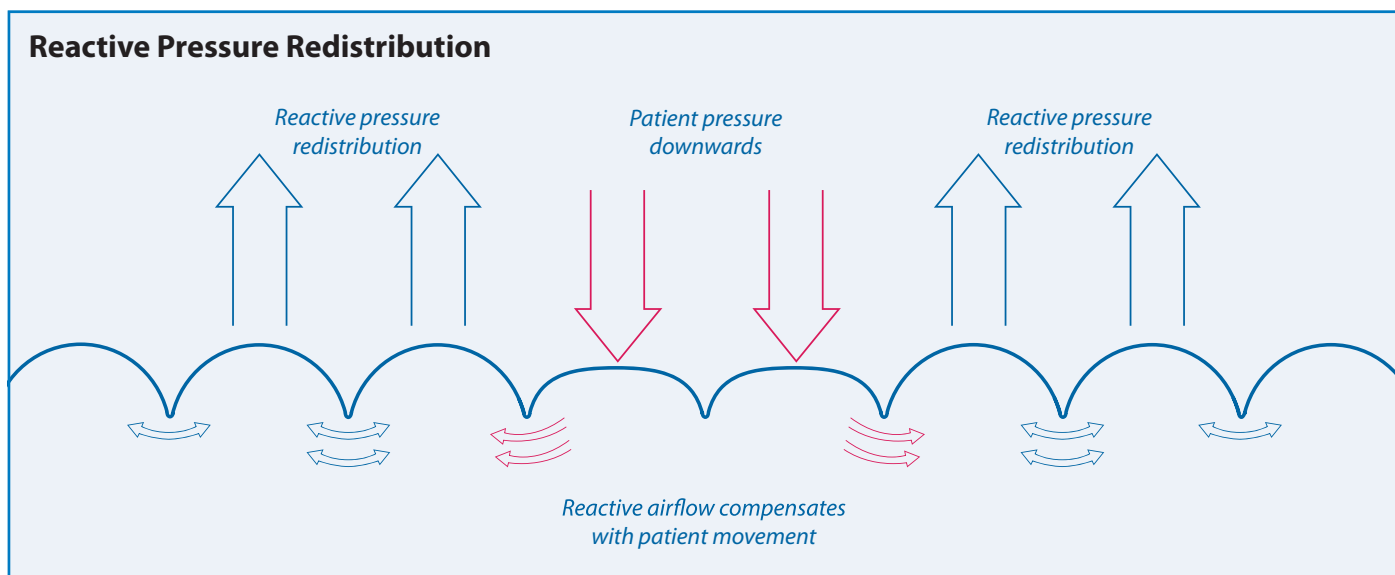
"The Repose Footprotector drastically reduces the interface pressure under the heel without putting other areas of the lower leg at risk"¹⁴

"Pressure peaks - The best results at the sacrum level are obtained with the static air mattress (Repose). The water device comes second best, and the memory foam stands third"¹⁵



Repose – Simple, effective and durable...

Repose unique single air cell design and multidirectional stretch material compensates for pressure points by increasing the support across a maximum patient skin surface area.



Simple and effective


- Patient is supported on a single cell cushion of air
- Pressure redistribution is achieved by immersion - maximising the contact surface area and redistributing pressure without compromising surrounding tissue
- Soft and smooth patient support surface minimises friction, reducing shear forces and consequential tissue damage
- Highly conformable and minimises deformation of underlying tissue

Key Benefits

- Clinically effective^{1,2,3,7,11}
- Cost effective^{1,2,4,10}
- Easy to clean and disinfect¹²
- Durable and reusable¹³
- Average lifespan >20 months¹³
- Easy set-up and storage
- Silent and unobtrusive⁸
- No electrical requirement
- Maintenance-free
- No undulating movement
- Comfortable^{5,12}
- Small and easy to carry

Durable

Average life span equivalent to more expensive dynamic systems. A large community equipment loan store reported Repose mattress average life cycle to be in excess of 20 months.¹³



... for the **prevention** of ulcers at all levels of risk

Risk factors for the development of pressure ulcers could include:

- age or immobility
- moisture or incontinence
- unrelieved pressure, friction or sheer
- malnutrition and dehydration
- diseases and disorders that lessen mental awareness, eg dementia
- diseases and disorders that may impair blood flow or the sensation of discomfort, eg diabetes
- medications, particularly sedatives

A full patient risk assessment should always be performed, e.g. Waterlow, Norton, Braden, etc

Things to look for..

Warning signs of pressure ulcers over bony areas:

- persistent erythema
- non-blanching hyperaemia
- blisters
- discolouration
- localised heat or coolness
- localised oedema or induration



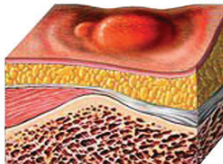


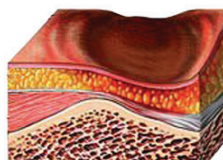


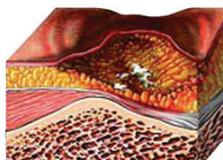


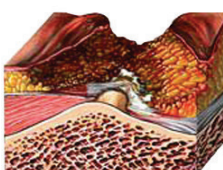
Repose protects patients at all levels of risk, simplifying the pressure



... and treatment of ulcers at Grade 1 & 2*

Stages of pressure sores

Clinical supervision is advised where damage is severe.

Grade 1	 <p>Non-blanching erythema that may appear red or violet.</p> <p>Suitable for Repose®</p>	 <p>Pt 78 yrs, bedridden 20-24 hrs/24 hrs, modified Braden 14/30 Sacrum, Category 1 Pressure Ulcer Initial (a) & After 8 wks (b): no erythema</p>	 <p>Mattress Overlay</p>
Grade 2	 <p>Skin breakdown as far as the dermis.</p> <p>Suitable for Repose®</p>	 <p>Pt 73 yrs, bedridden <15 hrs/24 hrs, modified Braden 16/30 Sacrum, Category 2 Pressure Ulcer Initial (c) & After 8 wks (d)</p>	 <p>Chair cushion</p>
Grade 3	 <p>Skin breakdown into the subcutaneous tissue.</p> <p>Consider Repose® or powered PAC system</p>	 <p>Pt 96 yrs, bedridden <15 hrs/24 hrs, modified Braden 13/30 Heel, Category 3 Pressure Ulcer Initial (g) & After 8 wks (h): wound healing well</p>	 <p>Foot protector</p>
Grade 4	 <p>Penetrates as far as bone, muscle, or joint.</p> <p>Suitable for powered PAC system</p>		

Pressure care decision

Repose Footprotector and Wedge*



*By off-loading the pressure from the heels, Repose Footprotector and Repose Wedge can also be used for patients with existing pressure ulcers at Grades 1, 2, 3, & 4



Max patient weight 139 Kg.

Product Code	Product description
1 48001	Repose Mattress Overlay
2 48003	Repose Mattress & Cushion Set
3 48002	Repose Cushion
4 48004	Repose Footprotector
5 48008	Repose Wedge

Product Code	Product description
6 48021	Repose Contur
7 48022	Repose Contur Acute
8 48012	Repose Refresh - Mattress Overlay Cover
9 48013	Repose Refresh - Cushion Cover
10 48010	Repose Companion Set
11 48007	Repose Trolley Mattress

References

1. P.Price, S.Bale, R.Newcombe, K.Harding. Challenging the pressure sore paradigm. Journal of Wound Care. 1999
2. Shared experiences of two Scottish Hospitals in the evaluation and resultant implementation of Repose mattresses and heel protectors as part of their hospital protocol in the prevention of pressure ulcers. A.MacFarlane, S.Sayer. Presented at the 7th EPUAP Open Meeting. 2003
3. Clinical evaluation of the effectiveness of a multimodal static pressure relieving device. Osterbrink, J et al. Presented at the 8th EPUAP Open Meeting. 2005
4. Pressure Ulcer Prevalence Audit: What are the benefits of doing it? Poster presentation, Anne Ballard Wilson, EPUAP Berlin.
5. The use of a new overlay mattress in patients with chronic pain: impact on sleep and self reported pain. Price, P et al. 2003
6. Pressure Relief With Visco-Elastic Foam or With Combined Static Air Overlay? A Prospective, Crossover Randomized Clinical Trial in a Dutch Nursing Home. Martin van Leen MD, et al. Wounds. 287-292 Oct 2013.
7. Recognising the feet as being at risk from pressure damage. Bale S, Price P, Rees-Mathews S, Harding K. British Journal Nursing. 2001
8. Repose: The new pressure ulcer management paradigm? Watret L. Wounds UK. 2007
9. Repose: The cost effective solution for prompt discharge of patients. Hampton S. British Journal Nursing. 2000
10. The effect of a simple 3-step pressure relieving strategy for prevention of pressure ulcers; a longitudinal study from 2002-2011. Martin van Leen MD, Dept of Health Services Research, Maastricht University. 2013
11. Reduced heel pressure damage when using the Repose Foot Protector. Evans J. British Journal of Community Nursing. 2009
12. Prevention of heel pressure ulcers in an orthopaedic unit. Anne Wilson, Nursing Times NTplus.
13. A Long Term Durability Assessment of Static Air-Filled Pressure Redistribution Devices in the Community Setting. Maria Poole, Lead TVN. Wolverhampton PCT. Poster Presented at Wounds, Harrogate. 2009
14. Pressure Relief for Heels, an effective innovation. Melhuish J et al.
15. Reactive support surfaces used for prevention of pressure ulcers: comparison of pressure imaging. C.Van Wijk, C.Vavon, Dr M. Wiser, CH Marc Jacquet – Melun. Poster presented at EPUAP 2012

FOR MORE INFORMATION

Call 1300 308 184 • info@macmedhealthcare.com

MacMed Head Office: 10/30 Mudgeeraba Road, Mudgeeraba, Qld, 4213
PO Box 1445 Mudgeeraba, Qld, 4213 | www.macmedhealthcare.com



Repose and Repose Companion are registered trade marks of Frontier Medical Group.
© May 2014 Frontier Therapeutics Ltd. All rights reserved. GP0041_A33_02



TGA registered